



MATERIALS TRANSPORTATION COMPANY™

An Employee Owned Company

TAKING CHARGE OF YOUR CHANGING NEEDS

Battery Transporter with Mechanical Loader



The BT Series Battery Transporter is the ideal battery handler for facilities with relatively small lift truck fleets.

This stout little machine can handle batteries weighing up to 3,000 lbs., and is available in manually powered and electrically powered models. The numerous configurations and options available for this unit allow you to tailor the battery transporter to meet your specific needs and applications. For more detailed information, contact your authorized MTC representative.



Model Shown: BT-24-ML

Models	Maximum Battery Width	Capacity
BT-16-ML	15"	2,000 lbs.
BT-24-ML	21"	3,000 lbs.
BT-30-ML	30"	3,000 lbs.

Consult factory for special applications.

Bulletin BT-700

FEATURES

- Mechanical or Powered Push/Pull Mechanism
- Adjustable roller bed from 6" to 24"
- Floor Lock Brake Assembly
- Single, Heavy Duty Hydraulic Cylinder
- Safety Latch on Crank Assembly
- Numerous Configurations and Options Available

BENEFITS

- Allows easy and safe loading and unloading of batteries
- Capable of reaching most battery storage compartments
- Prevents movement of transfer cart when unattended
- Ensures reliable hydraulic power
- Prevents Backlash of crank handle
- Battery Transporter can be designed for specific applications and budgets

Engineers • Designers • Manufacturers

www.mtcworldwide.com

U.S. (800) 433-3110 • Canada (800) 229-5988

P.O. Box 1358 • Temple, Texas 76503 • Phone (254) 298-2900 • Fax (254) 771-0287

Battery Station with Rollers

Two-Compartment

Model	Roller Width	Outside Width (OW)
RS-12-2	12"	26"
RS-15-2	15"	32"
RS-18-2	18"	38"
RS-21-2*	21"	44"
RS-24-2*	24"	50"
RS-27-2	27"	56"
RS-30-2	30"	62"
RS-34-2	34"	70"

Three-Compartment

Model	Roller Width	Outside Width (OW)
RS-12-3	12"	39"
RS-15-3	15"	48"
RS-18-3	18"	57"
RS-21-3*	21"	66"
RS-24-3*	24"	75"
RS-27-3	27"	84"
RS-30-3	30"	93"
RS-34-3	34"	105"

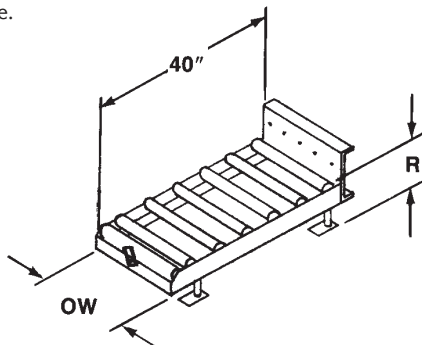
*45" deep units available. Add "-45" to model number.
To order w/o shelf add "-LCS" to model number.
All meet OSHA requirements.
'R' = Desired height of rollers above floor. Please specify.
(Minimum of 5")
Adjustable Height Plus or Minus 1 1/2".

Battery Service Station

Model	Roller Width	Outside Width (OW)
B-SS-15	15"	15 3/4"
B-SS-21	21"	21 3/4"

R = roller height Available from 5" to 14"


All dimensions shown are nominal and subject to change without notice.



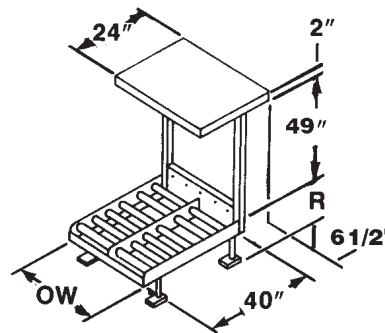
Individual specification sheet available.

Battery Station with Rollers Features


- Heavy-Duty Construction
- Non-Conductive Roller Bed
- Spring Loaded Rollers
- Adjustable Legs
- Battery Safety Stops
- 800 lb. Capacity Charger Shelf
- Models For All Battery Sizes



Shown with optional Charger Cable Retractor.



Model B-SS-21



Model B-SS-15

Battery Service Station

- Heavy-Duty Construction
- Non-Conductive Roller Bed
- Spring Loaded Rollers
- Adjustable Legs
- Battery Safety Stops
- 2.5" Diameter Roller

Engineers • Designers • Manufacturers

www.mtcworldwide.com

U.S. (800) 433-3110 • Canada (800) 229-5988

P.O. Box 1358 • Temple, Texas 76503 • Phone (254) 298-2900 • Fax (254) 771-0287