



Choose the 18-keg model for full kegs or the 36-keg model for empties.

APPLICATIONS

Two model offerings allow you to handle either 18 full barrel kegs or 36 empty barrel kegs. They provide a safe and efficient method for loading and unloading trailers at breweries, distributors and warehouse operations.

FEATURES

- Four special scalloped forks
- Bolt-on keg stabilizer arms
- Integral load backrest
- Class II bolt-on lower hooks

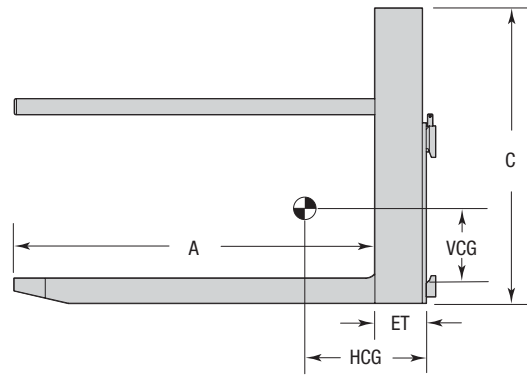
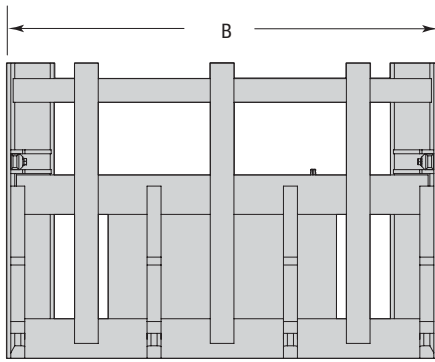
OPTION

- Class II weld-on lower hooks

*A productive
way to handle
barrel style
kegs.*

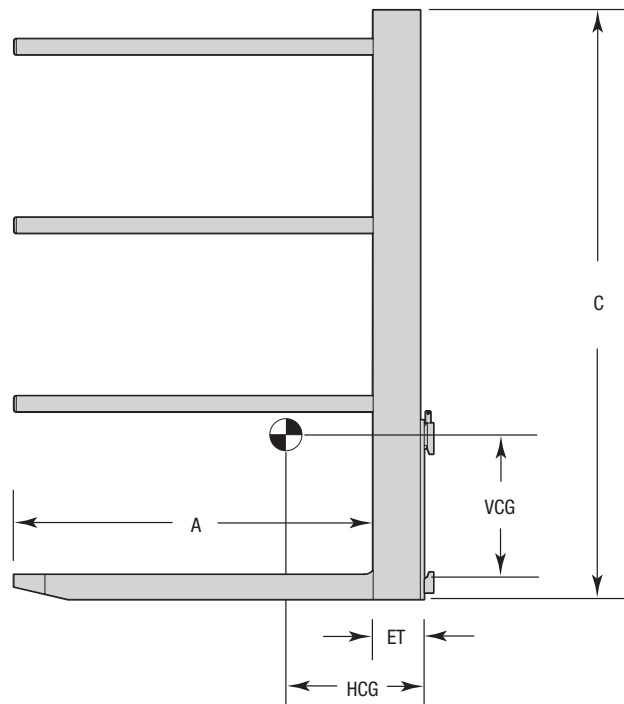
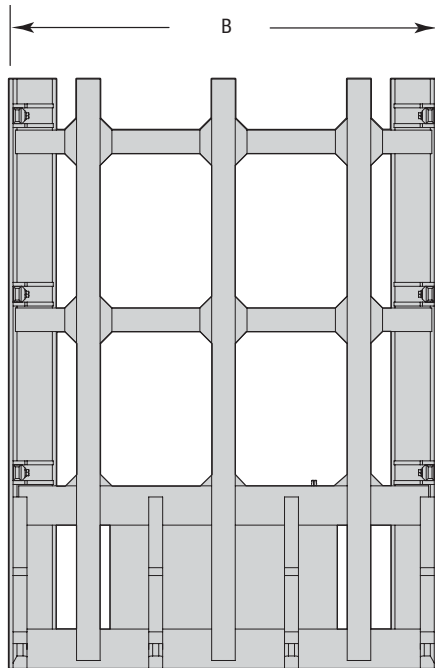


KEG HANDLERS



18-Keg Handler (handles 2 layers of 9 full kegs)

| Capacity @ 24" (600 mm) Load Center | | Fork Length A | Catalog Order No. | Mtg. Class | Mtg. Angle | Min. Truck Carriage Width | Weight | | Effective Thickness ET | Horizontal Ctr. of Gravity HCG | Vertical Ctr. of Gravity VCG | Overall Width B | Overall Height C |
|-------------------------------------|-------|------------------|-------------------|------------|------------|---------------------------|--------|-----|---------------------------|-----------------------------------|---------------------------------|--------------------|---------------------|
| lbs | kg | | | | | | lbs | kg | | | | | |
| 3,000 | 1,360 | 46" | 30A-KHB-01A | II | 0° | 31" | 1,060 | 480 | 6.1" | 10.3" | 8.7" | 54.6" | 37.4" |



36-Keg Handler (handles 4 layers of 9 empty kegs)

| Capacity @ 24" (600 mm) Load Center | | Fork Length A | Catalog Order No. | Mtg. Class | Mtg. Angle | Min. Truck Carriage Width | Weight | | Effective Thickness ET | Horizontal Ctr. of Gravity HCG | Vertical Ctr. of Gravity VCG | Overall Width B | Overall Height C |
|-------------------------------------|-------|------------------|-------------------|------------|------------|---------------------------|--------|-----|---------------------------|-----------------------------------|---------------------------------|--------------------|---------------------|
| lbs | kg | | | | | | lbs | kg | | | | | |
| 3,000 | 1,360 | 46" | 30A-KHB-02A | II | 0° | 31" | 1,420 | 645 | 6.1" | 10.4" | 20.9" | 54.6" | 75.0" |

MOUNTING CLASS INFORMATION

| Mounting Class | Truck Capacity |
|----------------|------------------|
| II | 2,000-5,500 lbs. |