

Driver using wireless remote to activate Boxcar Door Assist.

*Reduce injuries  
and increase  
productivity with  
the Boxcar Door  
Assist.*

## Open the door to safety.

### APPLICATIONS

The Boxcar Door Assist is used in applications where lift trucks load and unload boxcars. It substantially reduces injuries caused by opening and closing doors of damaged or overloaded boxcars. The 12-volt, DC-powered system does all the work so the driver doesn't have to. With the Boxcar Door Assist, the operator can open and close doors in half the time required for manual operation, and can be safely clear of the door during opening or closing. Patent pending.

### FEATURES

- Opens left- or right-opening doors
- Bumper allows light adjustment of product in the car to facilitate door closing
- Compliant with OSHA standards on opening railcar doors
- Multiple trucks can be prewired for flexibility
- One-person operation—Operator has full control at all times
- Compact unit facilitates safe navigation through narrow aisles
- Protects more expensive equipment not designed for opening doors
- (Optional) Horizontally adjustable boom allows additional pull distance in narrow doorways



bale clamp



forks

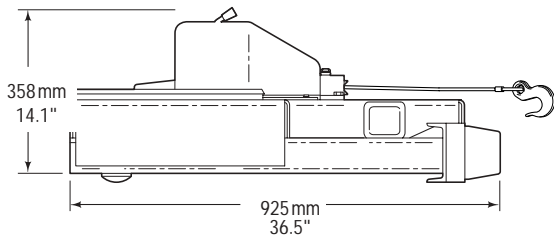


paper roll clamp

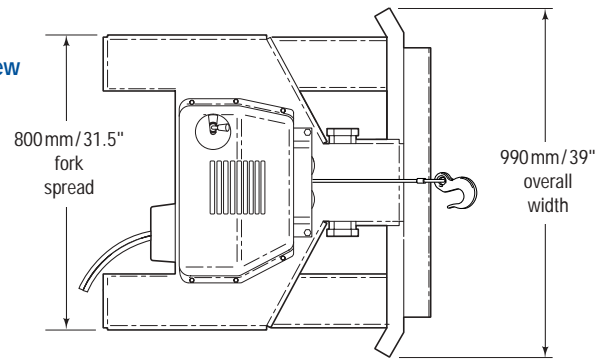
Adapts quickly and easily to any fork or clamp truck. Shown complete with options.

# BOXCAR DOOR ASSIST

Base Unit Side View



Base Unit Top View



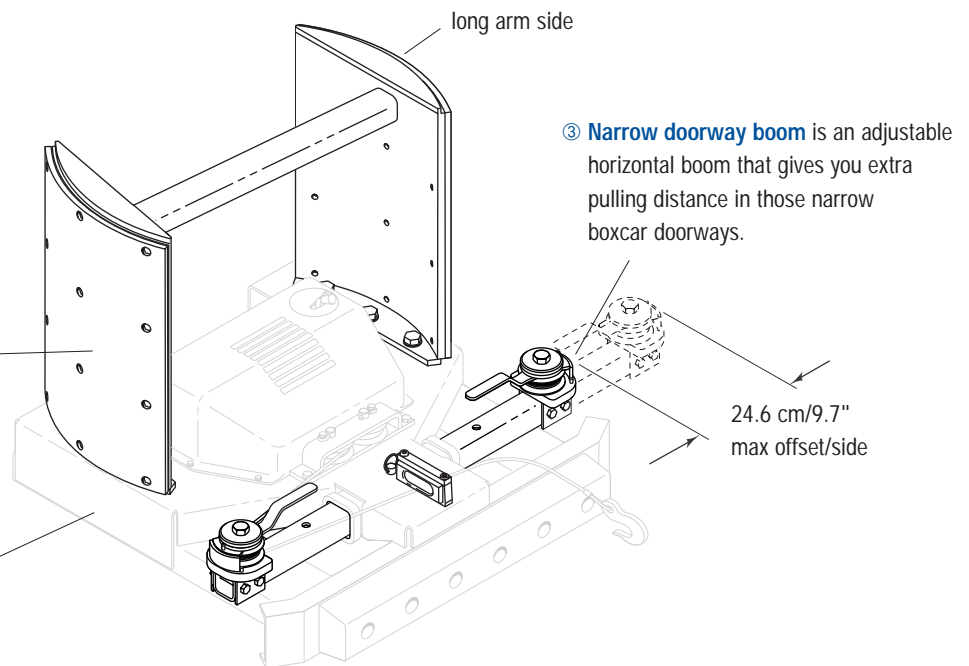
Catalog Order No.	Model	Weight (Lbs.)	Voltage	Effective Cable Length	Maximum Pull Force	Maximum Line Speed	Fork Size
15A-BDA-A001	Base unit ① (shown above)	395	12 DC	25'(7.620m)	1,500 lbs.(682 kg.)	24 FPM	2" x 5" (610 cm x 1.525m)

## OPTIONS

Catalog Order No.	Option
6021945	Multi-clamp tower②
6021930	Narrow doorway boom③
6019450	Additional power harness
6021303	Additional remote
6021944	For 24V truck

② **Multi-clamp tower** designed for use with your lift truck forks, bale clamps and paper roll clamps.

① **Base unit** for fork mounting only. All models require this base unit.



## To Operate



Clamp paper roll clamp/bale clamp on pads of Boxcar Door Assist, or insert forks into fork pockets. (Roll clamp short arm must be on driver's right-hand side.)



Hook up power harness to truck battery cable extension. Position truck perpendicular to boxcar door.



Flip lever. Lever pointed to the rear allows spool to freewheel. Position lever forward for pulling. **Note:** Cable must be manually pulled out while being unspooled.



Hook cable to boxcar door and reposition lever for pull. Activate system with wireless remote. (More than one million selectable security codes available.)